

FANCY GREEN TOP

Sizes: 8/10 (12/14)

Medium difficulty

MATERIALS

200 (250) gms MADIL YARN **Eden** Print turquoise no. 036; crochet hook size 6.G US/4.50; tapestry needle.

STITCHES USED

chain (ch); **slip stitch** (ss); **single crochet** (sc); **double crochet** (dc)

fancy shell pattern (multiple of 4 sts + 1): foll chart

shell: work 3 dc in same foundation st.

GAUGE

15 sts and 11 rows = 10 cm square over shell pattern.

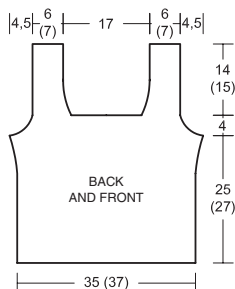

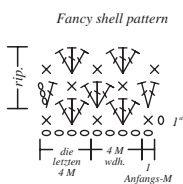
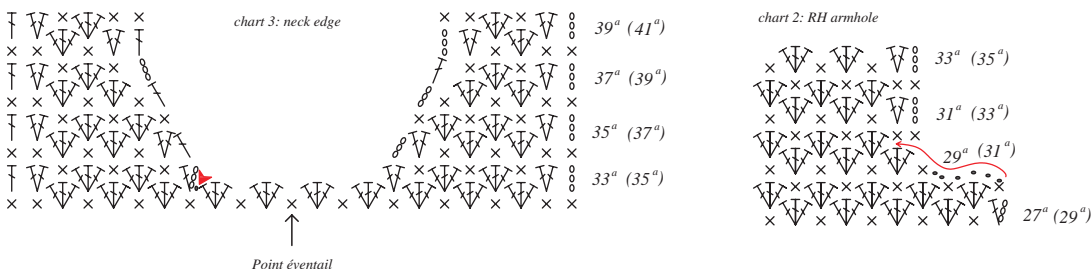
WORKING INSTRUCTIONS

Back: ch 53 (57) and work in shell patt. At 15 (17) cm from beg, 16 (18) rows, inc each side half motif across foll 5 rows, foll chart 1 (chart is given for RH incs, work LH incs in the same way reversing chart and replacing 3 initial ch with 1 final dc and vice versa). At 25 (27) cm from beg, 28 (30) rows, to shape armholes stop working over 6 side sts then dec 1 st in foll row, foll chart 2 (chart is given for the RH armhole, work LH armhole in the same way reversing chart). Once chart is completed, each side always rep the 32nd and the 33rd (the 34nd and the 35rd) row. At 4 cm from beg of armholes (4 rows) to shape neckline stop work over center 15 sts and cont each part separately dec at neck edge, every row, 1 st 3 times, 2 sts once foll chart 3. Once chart is completed, at neck edge always rep the 38th and the 39th (40th and the 41th) row. At 14 (15) cm from beg of neckline, 15 (16) rows, stop work over rem 9 (11) shoulder sts.

Front: work to match back.

FINISHING

Join side and shoulder sts.



KEY:

- ▲ = start
- = ch
- = ss
- × = sc
- ⌋ = dc
- ⌋⌋ = 2 dc in same st
- ⌋⌋⌋ = shell
- ← = direction